


STP340 - 24/Vfh
STP335 - 24/Vfh
STP330 - 24/Vfh

340 Watt

POLY HALF CELL SOLAR MODULE



Features



High power output
 Compared to normal module, the power output can increase 5W-10W



High PID resistant
 Advanced cell technology and qualified materials lead to high resistance to PID



Excellent weak light performance
 More power output in weak light condition, such as haze, cloudy, and morning



Lower hot spots
 Reduce the hot spots and minimize panel degradation



Extended wind and snow load tests
 Module certified to withstand extreme wind (3800 Pascal) and snow loads (5400 Pascal) *



Withstanding harsh environment
 Reliable quality leads to a better sustainability even in harsh environment like desert, farm and coastline

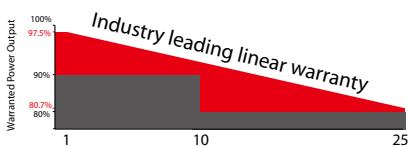
Certifications and standards:
 IEC 61215, IEC 61730, conformity to CE



Trust Suntech to Deliver Reliable Performance Over Time


- World-class manufacturer of crystalline silicon photovoltaic modules
- Unrivaled manufacturing capacity and world-class technology
- Rigorous quality control meeting the highest international standards: ISO 9001: 2008, ISO 14001: 2004 and ISO17025: 2005
- Regular independently checked production process from international accredited institute/company
- Tested for harsh environments (salt mist, ammonia corrosion and sand blowing testing: IEC 61701, IEC 62716, DIN EN 60068-2-68)***
- Long-term reliability tests
- 2 x 100% EL inspection ensuring defect-free

Industry-leading Warranty based on nominal power



- 97.5% in the first year, thereafter, for years two (2) through twenty-five (25), 0.7% maximum decrease from MODULE's nominal power output per year, ending with the 80.7% in the 25th year after the defined WARRANTY STARTING DATE.****
- 12-year product warranty
- 25-year linear performance warranty

Special Cell Design



The unique cell design leads to reduced electrodes resistance and smaller current, thus enables higher fill factor. Meanwhile, it can reduce losses of mismatch and cell wear, and increase total reflection.

IP68 Rated Junction Box



The Suntech IP68 rated junction box ensures an outstanding waterproof level, supports installations in all orientations and reduces stress on the cables. High reliable performance, low resistance connectors ensure maximum output for the highest energy production.

* Please refer to Suntech Standard Module Installation Manual for details. **WEEE only for EU market.

*** Please refer to Suntech Product Near-coast Installation Manual for details. **** Please refer to Suntech Product Warranty for details.

STP340 - 24/Vfh

STP335 - 24/Vfh

STP330 - 24/Vfh



Electrical Characteristics

STC	STP340-24/Vfh	STP335-24/Vfh	STP330-24/Vfh
Maximum Power at STC (Pmax)	340W	335 W	330W
Optimum Operating Voltage (Vmp)	37.8V	37.6V	37.4V
Optimum Operating Current (Imp)	9.00A	8.91A	8.83A
Open Circuit Voltage (Voc)	46.2V	46.0 V	45.8V
Short Circuit Current (Isc)	9.40A	9.33 A	9.25A
Module Efficiency	17.2%	17.0%	16.7%
Operating Module Temperature	-40 °C to +85 °C		
Maximum System Voltage	1000 V DC (IEC)		
Maximum Series Fuse Rating	20 A		
Power Tolerance	0/+5 W		

STC: Irradiance 1000 W/m², module temperature 25 °C, AM=1.5;
Best in Class AAA solar simulator (IEC 60904-9) used, power measurement uncertainty is within +/- 3%

NOCT	STP340-24/Vfh	STP335-24/Vfh	STP330-24/Vfh
Maximum Power at NOCT (Pmax)	250.8W	246.8W	243.4W
Optimum Operating Voltage (Vmp)	34.9V	34.7V	34.5V
Optimum Operating Current (Imp)	7.18A	7.11 A	7.05A
Open Circuit Voltage (Voc)	42.4V	42.3V	42.1V
Short Circuit Current (Isc)	7.62A	7.56A	7.50A

NOCT: Irradiance 800 W/m², ambient temperature 20 °C, AM=1.5, wind speed 1 m/s;
Best in Class AAA solar simulator (IEC 60904-9) used, power measurement uncertainty is within +/- 3%

Temperature Characteristics

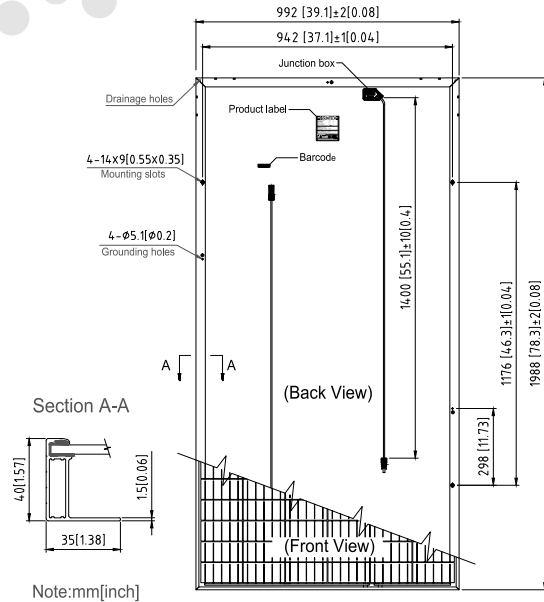
Nominal Operating Cell Temperature (NOCT)	45±2°C
Temperature Coefficient of Pmax	-0.41 %/°C
Temperature Coefficient of Voc	-0.33 %/°C
Temperature Coefficient of Isc	0.067 %/°C

Mechanical Characteristics

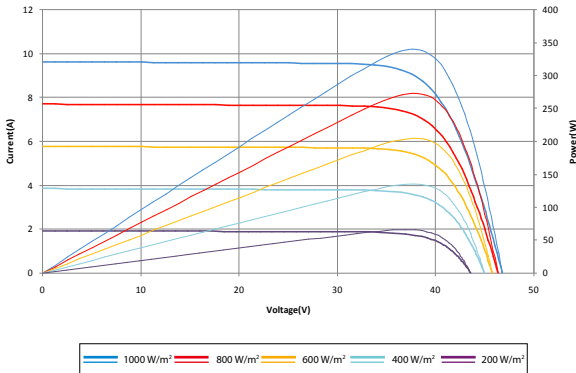
Solar Cell	Polycrystalline silicon 6 inches
No. of Cells	144 (6 × 24)
Dimensions	1988 × 992 × 40mm (78.3× 39.1 × 1.6 inches)
Weight	22.3 kgs (49.2 lbs.)
Front Glass	3.2 mm (0.13 inches) tempered glass
Frame	Anodized aluminium alloy
Junction Box	IP68 rated (3 bypass diodes)
Output Cables	TUV (2Pfg1 169:2007) 4.0 mm ² (0.006 inches ²), symmetrical lengths (-) 1400mm (55.12 inches) and (+) 1400 mm (55.12 inches)
Connectors	MC4 compatible

Packing Configuration


Container	20' GP	40' HC
Pieces per pallet	25	25
Pallets per container	5	22
Pieces per container	125	550



Current-Voltage & Power-Voltage Curve (340-24)



Dealer information



Information on how to install and operate this product is available in the installation instruction. All values indicated in this data sheet are subject to change without prior announcement. The specifications may vary slightly. All specifications are in accordance with standard EN 50380. Color differences of the modules relative to the figures as well as discolorations of/in the modules which do not impair their proper functioning are possible and do not constitute a deviation from the specification.